

3614 RS

TELEHANDLER



Performance

Rated Capacity	3,600 kg
Maximum Lift Height	14 m
Load at Max Height	3,000 kg
Load at Max Reach	950 kg
Frame Leveling	10°
Lift Speed	
Up	14 sec
Down	12 sec
Boom Speed	
Extended	17.5 sec
Retracted	14 sec
Top Travel Speed	25.0 km/h
Max Crowd	3.5 sec
Max Dump	2.5 sec
Engine	74.4 kW 3-Speed
Breakout Force	75 kN
Outside Turning Radius (Over Tires)	3.85 m
Operating Weight	9,800 kg

Standard Specifications

Engine

Make and Model	Deutz TCD 3.6 L4
No. of Cylinders	4
Displacement	3.6 L
Standard Engine Gross Power	74.4 kW
Maximum Torque at 1,600 RPM	420 Nm
Fuel Tank Capacity	150 L

Transmission

- 3 speed forward and reverse. (1st: 5 km/h, 2nd: 12 km/h, 3rd: 25 km/h)

Axles

- Trunnion mounted planetary steer axles
- High bias limited slip differential on front axle
- Integral steer cylinder

Brakes

- Service brakes are inboard, wet disc brakes on front and rear axle
- Internal wet disk on front axle
- Service brakes servo assisted

Tires

- Standard Mitas 15.5/80-24 16ply
- Optional Firestone 370/75-28
15.5-25 Goodyear foam-filled

Cab

- EROPS and FOPS fully glazed all weather cab
- 2 way adjustable mechanical suspension seat

Steering 4-Wheel

- Power steering with steering wheel spinner
- Two wheel/four wheel/crab steer with push button select facility

Instruments

- Engine oil pressure gauge
- Water temperature gauge
- Fuel gauge
- Right-hand tilt and sway lever
- Hourmeter
- Boom lift and crowd on single joystick
- Maintenance indicator

Hydraulic System-Implement

Capacity	100 L
• Pump type: Gear pump	
• Maximum pump flow 100 L/min	
• Auxiliary hydraulic flow - intermittent 100 L/min	

Accessories & Options

- Air conditioning (optional)
- Stabilizers
- Frame leveling
- Rotating beacon (optional)
- Road lights
- Load stability indicator (LSI)
- Rear retrieval hitch (optional)
- Work lights (cab only)
- Brick guards (optional)

Attachments

Standard:	
Standard carriage	4000 kg
Standard coupler	Mechanical coupler
Pallet fork (4000 kg)	1200 mm x 60 mm x 100 mm
4-1 Bucket	2.4 m, 1.0 m ³
Light material bucket	2.45m, 1.8m ³
Lifting Hook	4000 kg
Truss Boom	3.4 m, 1000 kg


3614 RS

TELEHANDLER

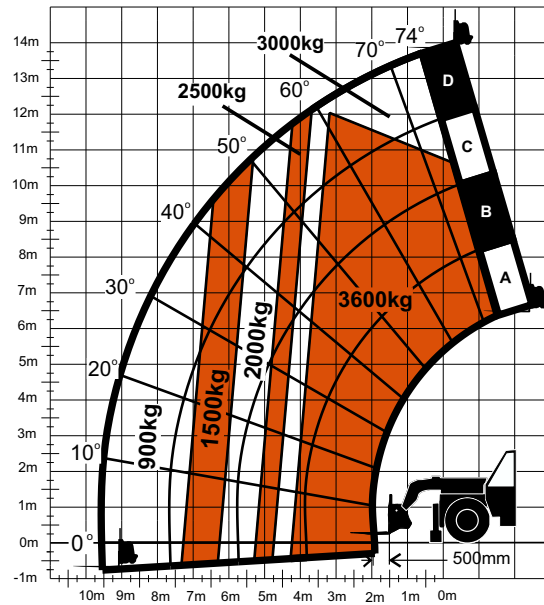
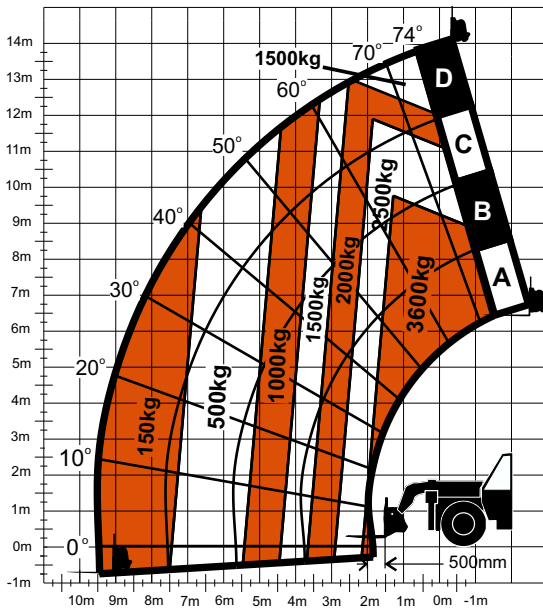


Dimensions

All dimensions are approximate.



Reach Dimensions



The JLG "1 & 5" Warranty

JLG Industries, Inc. backs its products with its exclusive "1 & 5" Warranty. We provide coverage on all products for one (1) full year, and cover all specified major structural components for five (5) years. Due to continuous product improvements, we reserve the right to make specification and/or equipment changes without prior notification. This machine meets or exceeds applicable OSHA Regulations in 29 CFR 1910.67, 29 CFR 1926.453, ANSI A92.5-2006, and CSA Standard CAN3-B354.2-M82, as originally manufactured for intended applications.

Part No.: 3132600
Printed in USA

JLG Industries, Inc.
1 JLG Drive
McCconnellsburg, PA 17233-9533
Telephone 717-485-5161
Toll-free in US 877-JLG-LIFT
Fax 717-485-6417
www.jlg.com

An Oshkosh Corporation Company